



TOWN OF WILTON  
22 Traver Road  
Wilton, NY 12831

Michael W. Monroe  
Highway Superintendent  
[mmonroe@townofwilton.com](mailto:mmonroe@townofwilton.com)

Phone 518-584-4588  
Fax 518-691-0013  
[Townofwilton.ny.gov](http://Townofwilton.ny.gov)

Justine Oliveto  
Senior Clerk  
[joliveto@townofwilton.com](mailto:joliveto@townofwilton.com)

## **PERMIT FOR CONSTRUCTION OF A DRIVEWAY**

Application is hereby made for a permit pursuant to Section 136 of the Highway Law to construct a driveway connection within the Right of Way of a Town Road. Approval of this permit is contingent on the approval of all other agencies involved with this project.

**APPLICANT:** Name: \_\_\_\_\_ Phone No.: \_\_\_\_\_

Address: \_\_\_\_\_

Email: \_\_\_\_\_

**LOCATION:** Town Road No.: \_\_\_\_\_ Road Name: \_\_\_\_\_

Town: \_\_\_\_\_ Which side of Road: N S E W  
(Circle One)

Map No.: \_\_\_\_\_ Block No.: \_\_\_\_\_ Lot No.: \_\_\_\_\_

\_\_\_\_\_ Feet and/or \_\_\_\_\_ Miles N S E W (Circle One)

From: \_\_\_\_\_

Number of Driveways requested: \_\_\_\_\_ Width: \_\_\_\_\_

### **GENERAL REQUIREMENTS:**

1. The construction shall be in accordance with the requirements listed herein on plan **“Standard Driveway Ditch Crossing”** and all special requirements shown on or attached to the **“Permit”**.
2. The Applicant shall furnish all materials and bear all costs of construction within the Town Highway Right of Way and all work done and materials used shall meet the requirements of the Town of Wilton Highway Department.
3. No alteration or addition shall be made to any driveway without first securing a new permit from the Town of Wilton.
4. The angle of the driveway with respect to the highway pavement edge shall not be less than 60° or more than 120°.
5. No driveway will be permitted within 50 feet of an intersection.

**PERMIT FOR CONSTRUCTION OF A DRIVEWAY (CON'T)**

- 6. No new driveway will be permitted at a location where the lack of sight distance in either direction along the highway is a hazard.
- 7. Residential driveway entrance shall be a maximum of 20 feet wide.
- 8. **Commercial driveways** shall be a maximum of 50 feet wide for a single combined entrance and exit, or a maximum of 50 feet each when two separate entrances are permitted. No more than two entrances from one highway to a single commercial establishment shall be permitted. Application for a commercial entrance shall include a fully dimensioned plan of the proposed driveway showing drainage.

**DRIVEWAY CONSTRUCTION PERMIT  
TOWN OF WILTON HIGHWAY DEPT.**

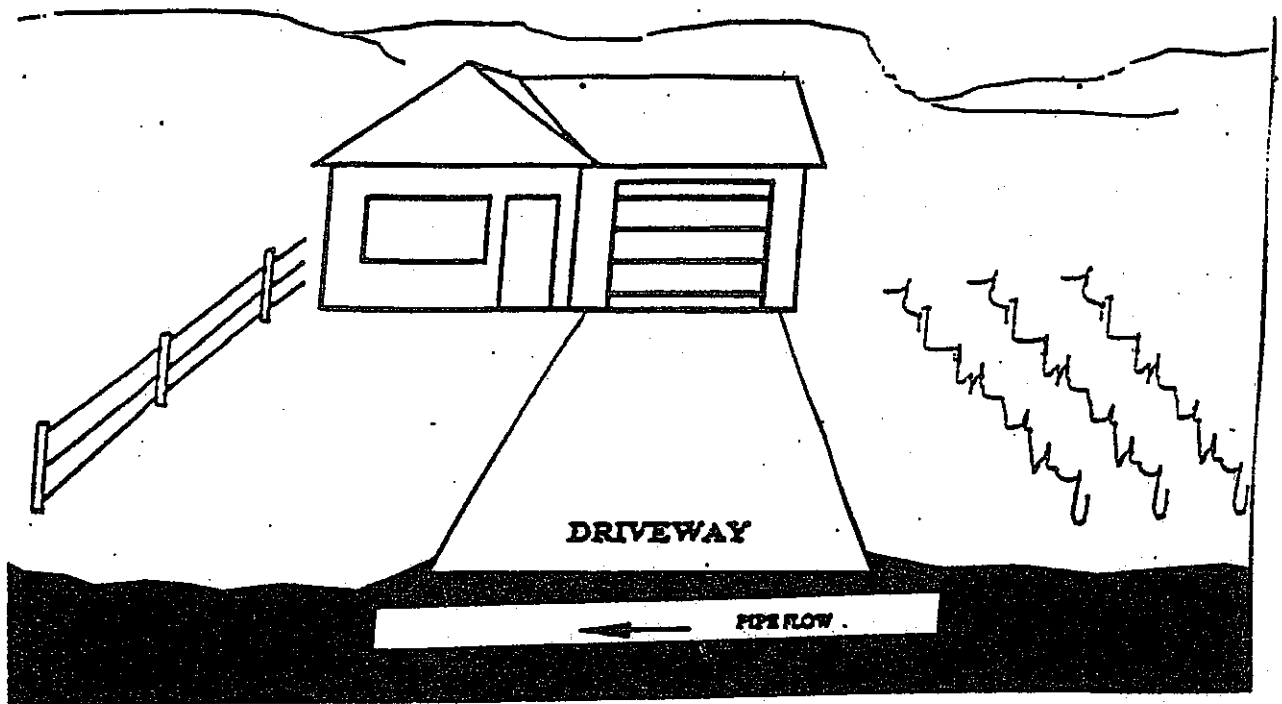
Permission is hereby granted to the above applicant to construct a driveway ditch crossing at the location described above in full conformance with the requirements set forth herein and attached hereto.

Designate attachments: \_\_\_\_\_

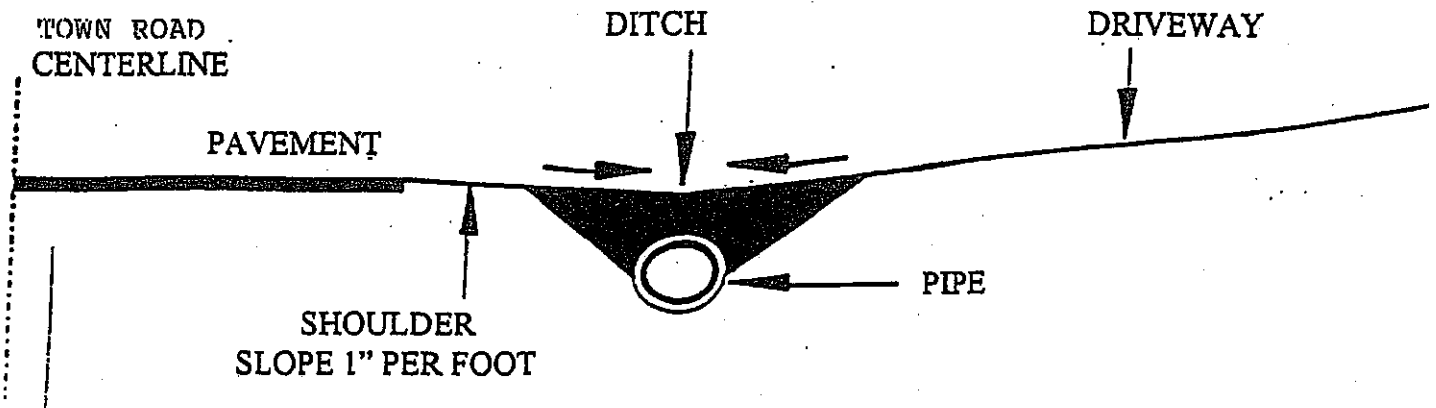
**DATE:** \_\_\_\_\_  
\_\_\_\_\_  
(Signature of approving authority)

**NOTE:** A stake with flagging must be placed at the proposed driveway entrance to identify the location for inspection.

## STANDARD DRIVEWAY DITCH CROSSING



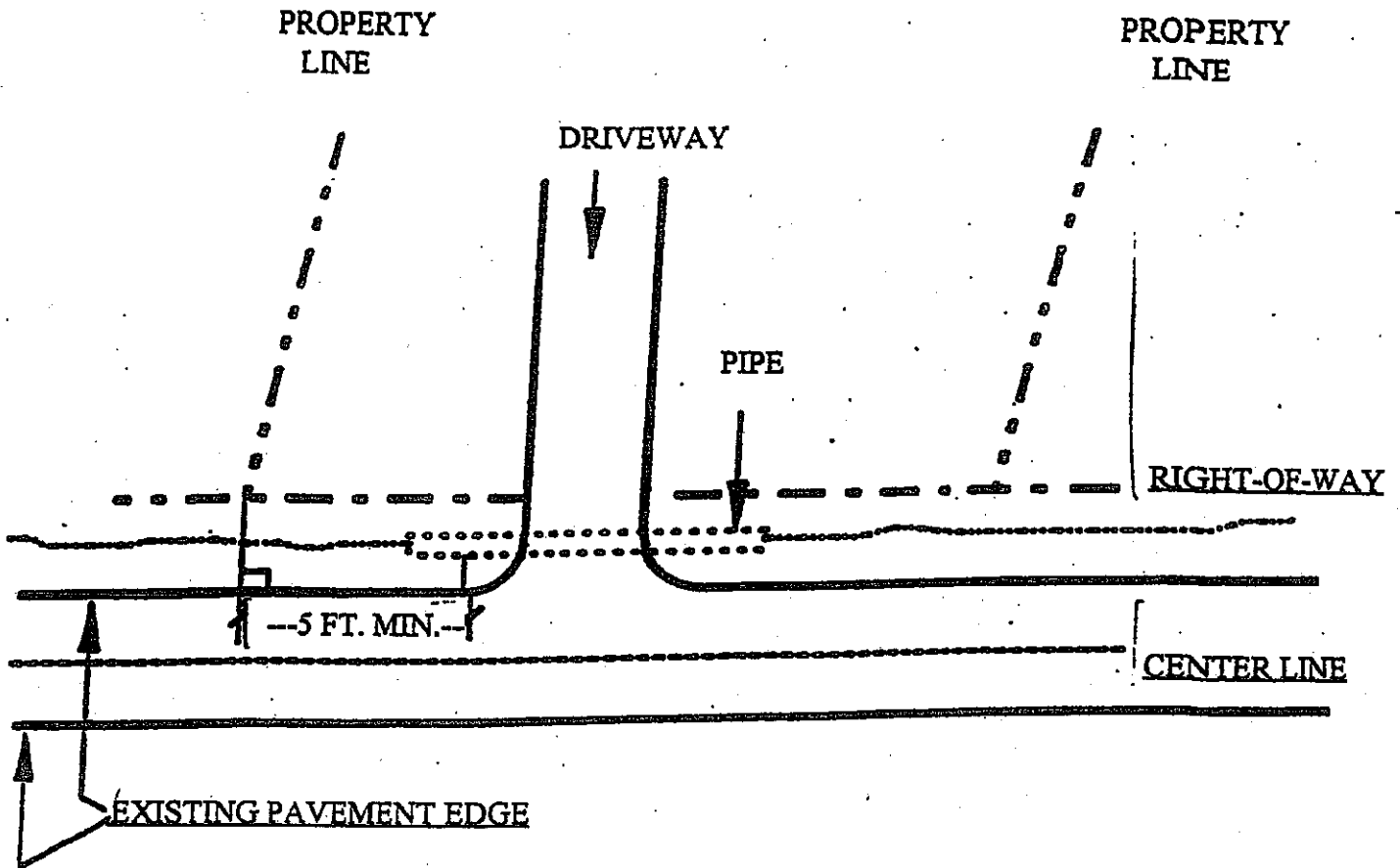
1. Pipe must be not less than 12 inches inside diameter with a maximum length of 20 feet and be of either reinforced concrete, corrugated metal or High Density smooth interior corrugated polyethylene pipe. (NO SUBSTITUTES)
2. Pipe shall be placed so that inside flow line of pipe is at bottom of ditch and sloped true to ditch grade, maintaining free and unobstructed flow.
3. Highway shoulder must not be altered.
4. Any rise in driveway shall occur on the backslope of ditch line so that drainage from driveway will flow into the ditch and not into the highway.



## CROSS SECTION

# CROSS SECTION

## TYPICAL RESIDENTIAL DRIVEWAY



**NOTE:**

1. Residential driveway entrance maximum of 20 feet wide.
2. Minimum of 5 feet between property line and starting radius of driveway.
3. A sketch of the proposed driveway shall be submitted with each permit application.
4. See Standard Driveway Ditch Crossing Diagram attached.